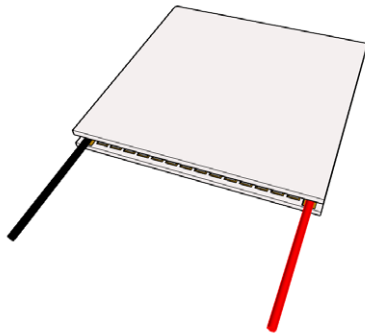


# TEC Specification Sheet

Part #	I <sub>max</sub> (Amps)	Q <sub>max</sub> (Watts)	V <sub>max</sub> (Volts)	DT <sub>max</sub> (°C)	T <sub>max</sub> (°C)
<b>19911-5P31-18CZ</b>	18.0	265.8	24.0	65°C	125°C



Lapped

### Custom Options:

Call for custom wire types and other custom options.

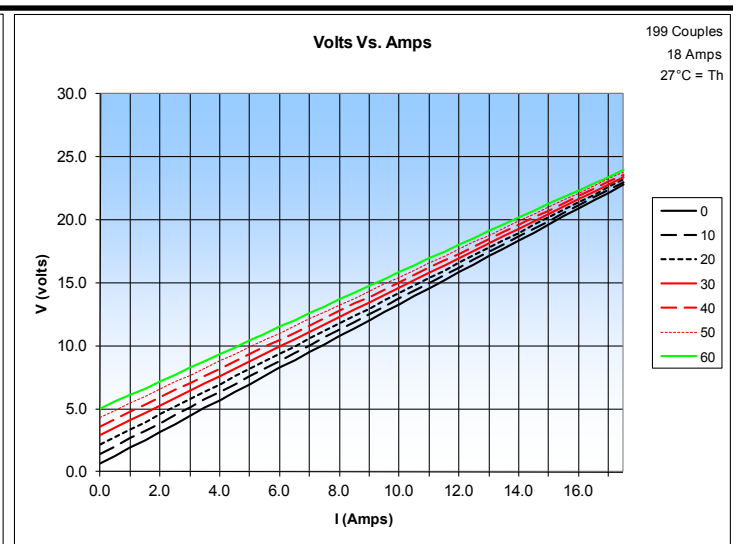
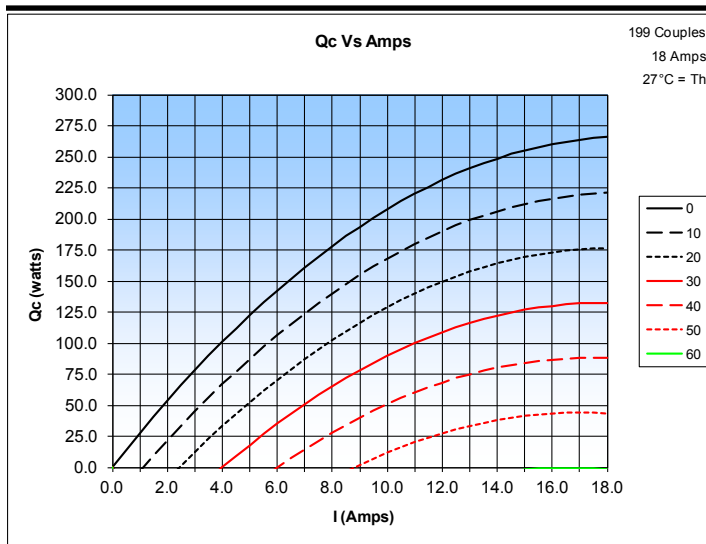
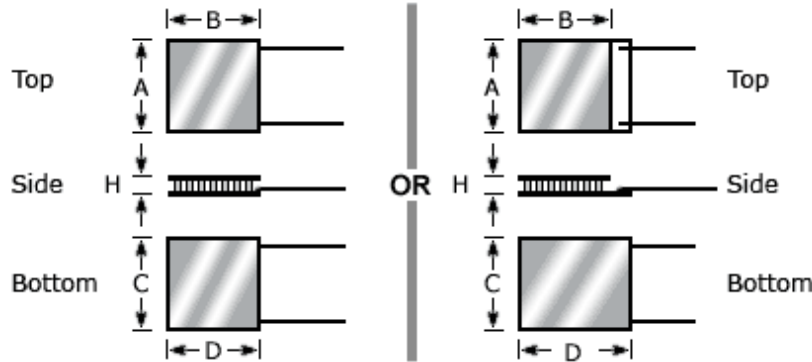
### Notes:

Typical power input is 40% to 80% of I<sub>max</sub>  
 Maximum Waste Heat (exiting the hot side) at 100% input power, I=I<sub>max</sub>, V=V<sub>max</sub> is;  
 $(I_{max} * V_{max}) + Q_{max} = 697.8 \text{ watts}$   
 Use of a properly sized heat sink or water block is required.

Bottom Plate				Top Plate				Metallized Height		Lapped Height	
A		B		C		D		H		H	
mm	in	mm	in	mm	in	mm	in	mm	in	mm	in
62.0	2.44	62.0	2.44	62.0	2.44	62.0	2.44	NA	NA	3.5	.138

Tolerances (typical) A, B, C, D = +/-0.25mm (+/-0.01") H = +/-0.15mm (+/-0.006")

Weight (w/o leads)
51 grams



Charts above are tested at a T<sub>h</sub>=27°C. At higher T<sub>h</sub> temperatures, TEC resistance increases. Since V=I\*R, expect amperage to decrease for a given fixed voltage.