
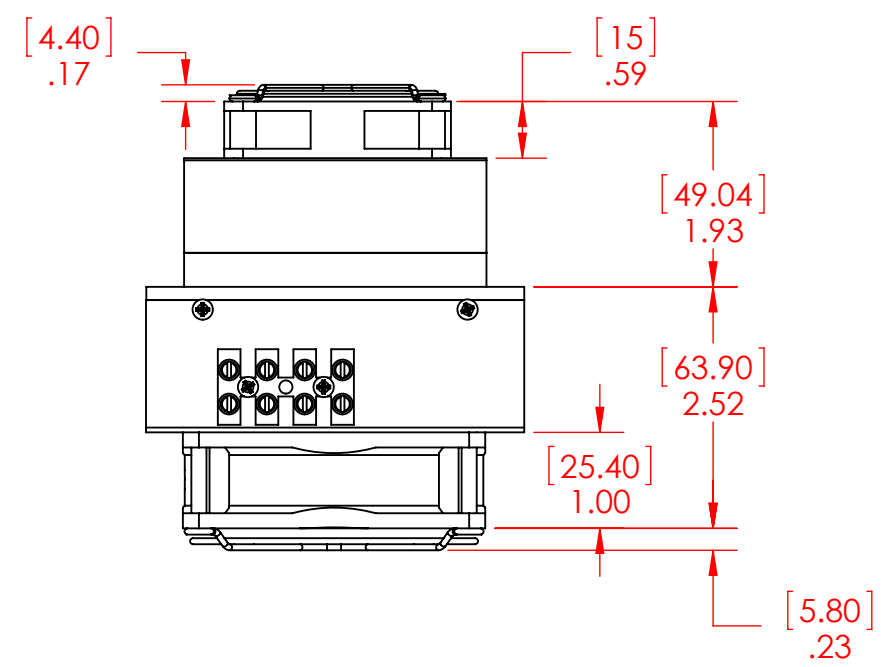
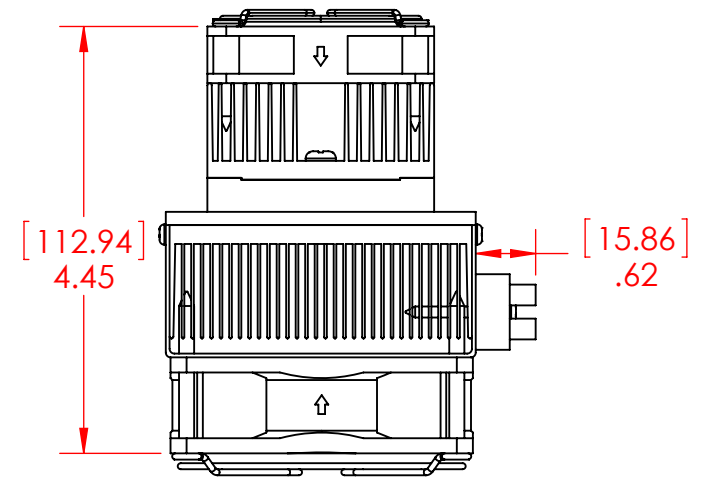
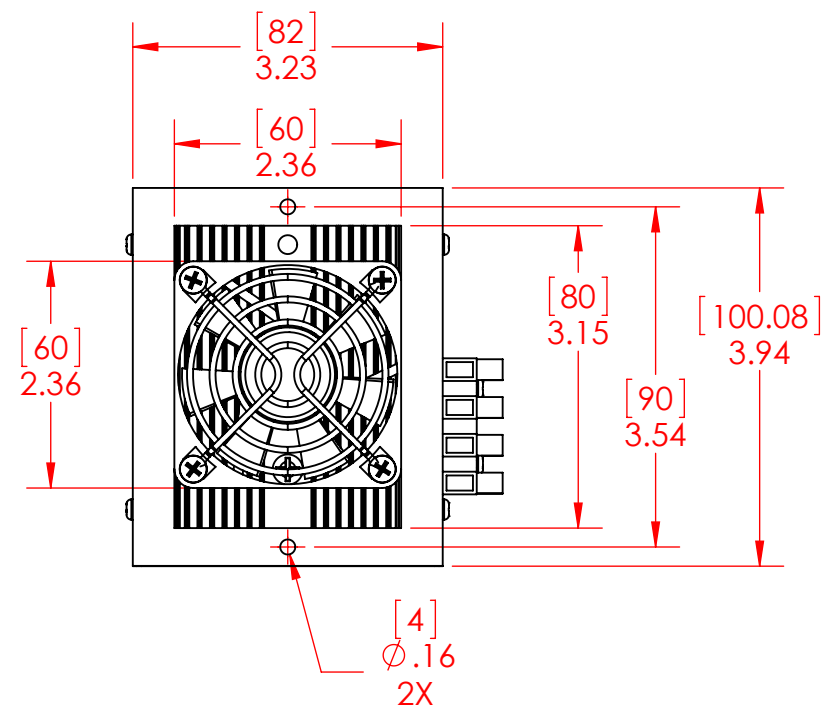


4

3

2

1



NOTES:
1. DIMENSIONS IN INCHES AND [MILLIMETERS]

PROPRIETARY AND CONFIDENTIAL
THE INFORMATION CONTAINED IN THIS DRAWING IS THE SOLE PROPERTY OF CUSTOM THERMOELECTRIC, LLC. ANY REPRODUCTION IN PART OR AS A WHOLE WITHOUT THE WRITTEN PERMISSION OF CUSTOM THERMOELECTRIC, LLC IS PROHIBITED.

UNLESS OTHERWISE SPECIFIED:
DIMENSIONS ARE IN INCHES
TOLERANCES:
FRACTIONAL ±.03
ANGULAR: MACH ±0°30' BEND ±1°
TWO PLACE DECIMAL ±.02
THREE PLACE DECIMAL ±.005
SURFACES TO BE PERPENDICULAR WITHIN .005 T.I.R.
SURFACES TO BE PARALLEL WITHIN .005 T.I.R.
HOLE ANGULAR TOLERANCE ±0°5'
INTERPRET GEOMETRIC TOLERANCING PER: ANSI Y14.5

NAME	AEM	DATE	5/22/2017
DRAWN			
CHECKED			
ENG APPR.			
MFG APPR.			
Q.A.			
COMMENTS:			

CUSTOM THERMOELECTRIC
Your Thermoelectric Partner
11941 Industrial Park Road, STE 5
Bishopville, MD 21813

TITLE: TEC ASSEMBLY AIR TO AIR 15 WATT		
SIZE	DWG. NO.	REV
B	ATA-015-12	A
SCALE: 1:2	WEIGHT:	SHEET 1 OF 1

REV.	DATE	DESCRIPTION	REV.	DATE	DESCRIPTION
A	5/22/2017	INITIAL RELEASE			

4

3

2

1

B

B

A

A