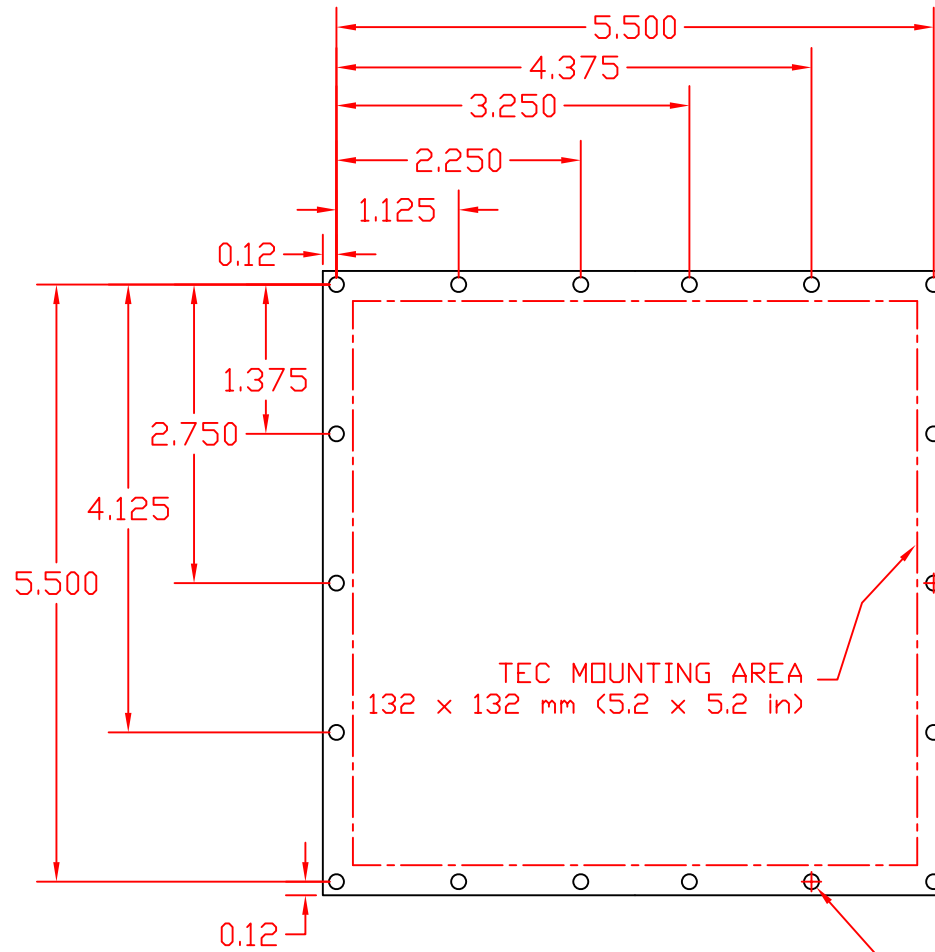
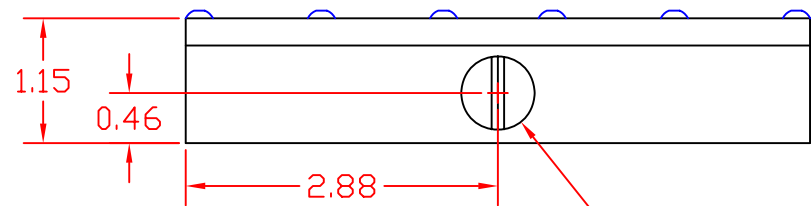


TOP VIEW




BOTTOM VIEW

DRILL & TAP THRU  
6-32 (18 PLCS)




FRONT VIEW

DRILL & TAP  
3/8 NPT THRU  
(2 PLCS)



NOTES:

- 1) MATERIAL: ALUM. 6061
- 2) SCREWS: SOCKET BUTTON HEAD 18-8 SS - 18 PIECES
- 3) PART SHOWN WITHOUT BARBED TUBE FITTINGS

REV.	DATE	DESCRIPTION	REV.	DATE	DESCRIPTION	SCALE	 11941 Industrial Park Road, STE 5 Bishopville, Maryland 21813	THIS DOCUMENT IS THE EXCLUSIVE PROPERTY OF CUSTOM THERMOELECTRIC INC. AND THE INFORMATION CONTAINED THEREIN IS CONFIDENTIAL, PROPRIETARY INFORMATION OF CUSTOM THERMOELECTRIC. NEITHER THE DOCUMENT NOR ITS INFORMATION MAY BE DISCLOSED, COPIED, OR USED IN WHOLE OR IN PART WITHOUT THE PRIOR WRITTEN CONSENT OF CUSTOM THERMOELECTRIC INC.			
A	4/27/2009	Initial release				NOT TO SCALE			DRAWN BY	DATE	CHECKED
								A. Masters	4-27-09	-	
								TITLE			
								WATER BLOCK 5.75" x 5.75" x 1.15"			
								SIZE	DRAWING NUMBER	SHEET	REV.
								B	WBA-5.75-1.15-AL	1 OF 1	A